

Low-Volume Pumps



Where Innovation Flows



Neptune Model 5003-S and 5005-S hydraulic diaphragm metering pumps are built to deliver very low flows with repeatable and accurate ranging down to quarts per day. Discharge pressures are higher than are possible with mechanical diaphragm pumps. Explosion-proof models are available for use in hazardous atmospheres.

These pumps are especially popular in oil/gas production, oil recovery and refineries. Typical applications include the injection of anti-foam agents, corrosion inhibitors and other additives injected at very low volumes but high pressures. (Refer to curves on reverse side.) These pumps are also used for neat feeding of boiler chemicals.

FEATURES AND BENEFITS

- High discharge pressures, to 3,000 psi (206.8 bar). Exceeds limits of most small pumps. Ideal for high-pressure systems
- EZE-CLEAN™ valve cartridges can be removed for cleaning without disturbing piping
- Electric stroke-length control available. Automatic capacity control in response to standard 4-20 mA process signal
- Explosion-proof motors available. Suitable for use in hazardous atmospheres
- Low flow-rates – quarts/day. Accurate, reliable chemical feed
- Duplex available

WWW.PSGDOVER.COM/NEPTUNE

Low-Volume Pumps SELECTION CHART

Standard Motor 1/3hp-1ph-115VAC-60Hz-TEFC

| MODEL | STROKES PER MINUTE | CAPACITY AT 100 PSI (6.9 BAR) | | MAX. PRESSURE | | | | MATERIAL OF CONSTRUCTION |
|-------|--------------------------|-------------------------------------|---------------|---------------|-------|--------|-------|--------------------------------|
| | | GPH (GPD) | L/H (L/D) | 1/3 HP | | 1/2 HP | | |
| | | | | PSI | BAR | PSI | BAR | |
| 5003 | 37 | 0.35 (8.4) | 1.3 (31.8) | 1,500 | 103.4 | N/A | N/A | 316SS |
| 5005 | 37 | 0.5 (12) | 1.9 (44) | 1,500 | 103.4 | 3,000 | 206.8 | 316SS C-20 PVC |

MATERIALS OF CONSTRUCTION

| MATERIAL CODE | LIQUID HEAD | DIAPHRAGM | VALVE BODY AND SEAT | VALVE CHECKS |
|---------------|-------------|-----------|---------------------|--------------------|
| N-3 | 316SS | PTFE | 316SS | 316SS |
| N-4 | C-20 | PTFE | C-20 | C-20 |
| N-5 | PVC* | PTFE | PVC* | Glass [†] |

* PVC head pumps are satisfactory for temperatures to 125°F (52°C).

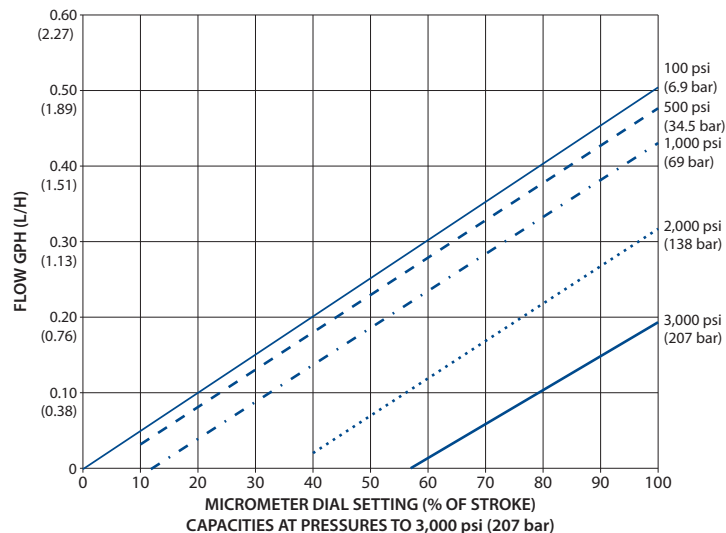
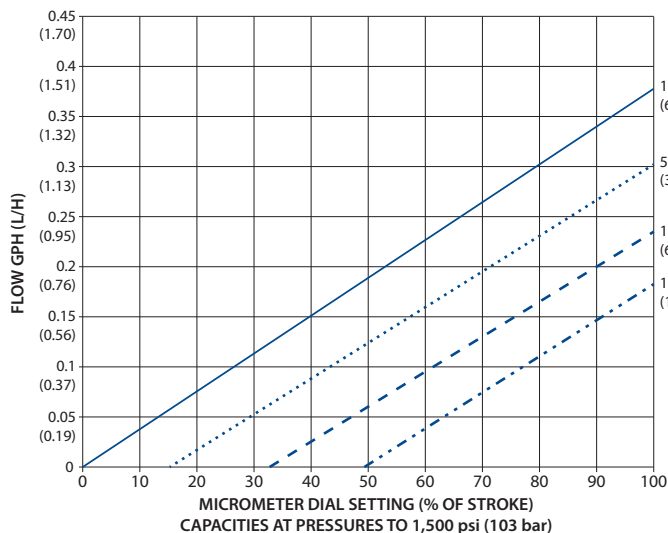
† Special materials available for services not compatible with glass.

Standard O-rings are FKM, all models; PTFE available for all models.

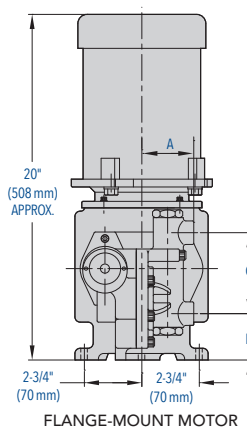
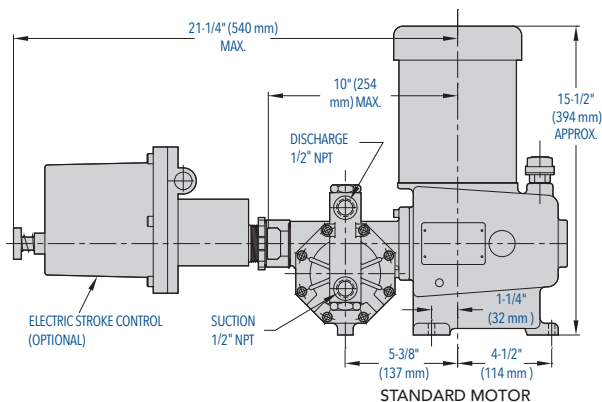
Request Bulletin DP-1100 for higher capacities.

Use with flooded suction only.

PERFORMANCE CURVES



DIMENSIONS 500/5000 Series with Metal Head



SIMPLEX

| HEAD MATERIAL | DIMENSIONS INCHES (MM) | | |
|---------------|------------------------|--------------|-------------|
| | "A" | "B" | "C" |
| N3 & N4 | 2-1/4 57 | 2-3/16 56 | 3-7/8 98 |

DUPLEX

| HEAD MATERIAL | DIMENSIONS INCHES (MM) | | |
|---------------|------------------------|--------------|-------------|
| | "A" | "B" | "C" |
| N3 & N4 | 5-3/4 146 | 2-3/16 56 | 3-7/8 98 |

Neptune

PSG

22069 Van Buren Street

Grand Terrace, CA 92313-5651 USA

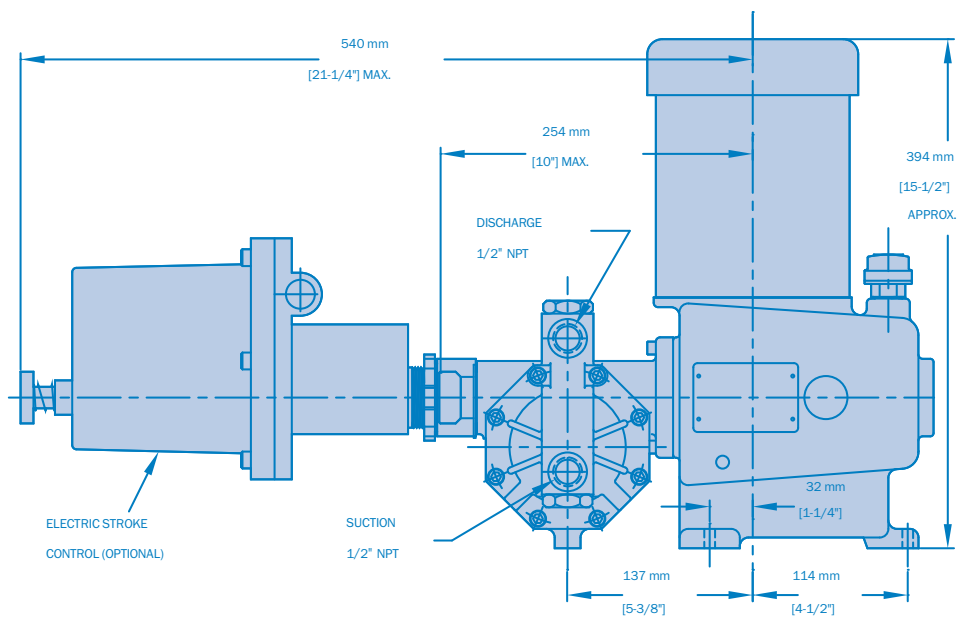
P: +1 (909) 422-1730 • F: +1 (909) 783-3440

psgdoover.com/neptune

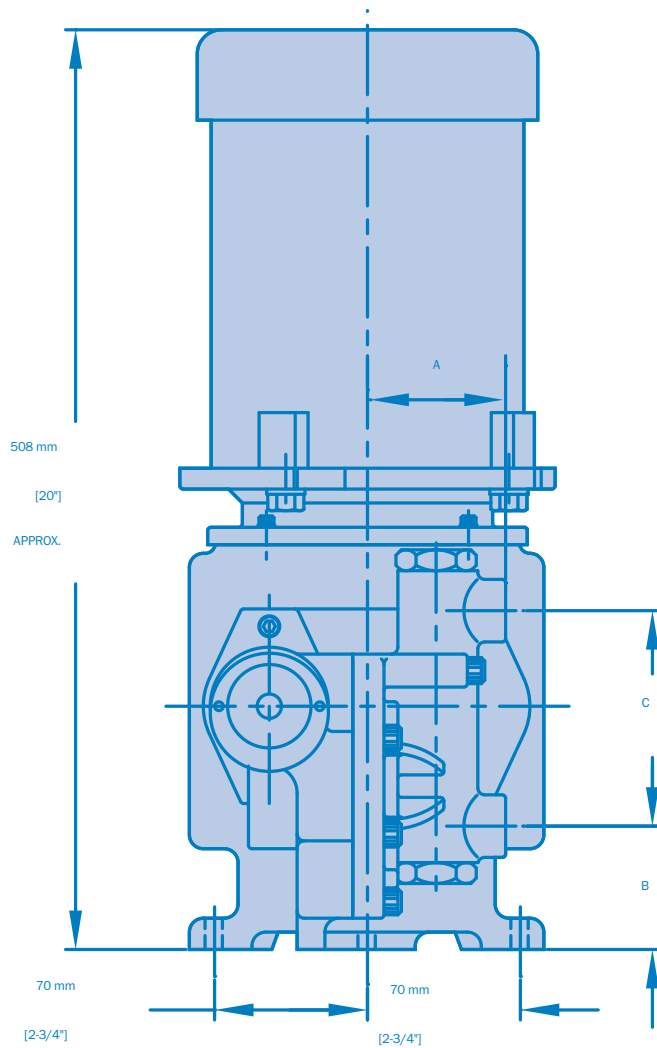
Where Innovation Flows



Distributed By:



STANDARD MOTOR



FLANGE MOUNT MOTOR